

MT600+



Features & Benefits

MasterTug MT600+



MT600+

MasterTug

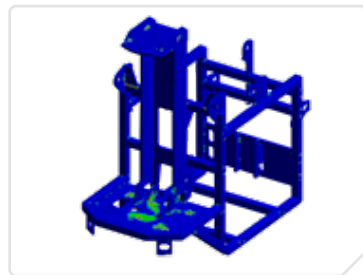
MasterTug MT600+ compact electric tug

Battery



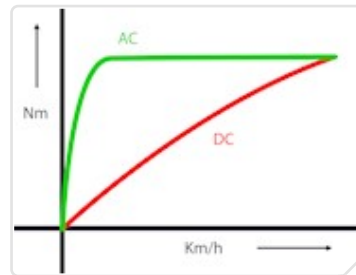
- Sideload, interchangeable
- Maintenance-free
- Battery Monitoring System

Strong



- Dual secure mast
- FEA tested steel chassis
- Zinc coated steel couplings

Powerful



- AC drive motor
- Up to 13,200 lb load capacity

Safety



- Self-adjusting castor guard
- Automatic braking system
- Steers through 180°

Traction



- Hydraulic weight transfer
- Industrial polyurethane drive wheel
- Push, pull and steer

Technical data

MasterTug MT600+

Identification

Recommended load weight- Castors	13000 lb
Recommended load weight- Rails	53000 lb
Machine weight including battery	743 lb
Drive type	Electric AC
Drive motor power	1.5 kW
Drive wheel type	Polyurethane
Parking brake	Eletromagnetic
Operating voltage	24
Braking	Regenerative
Castor wheel type	Polyurethane
Controller type	AC
Variable machine speed	0.1 - 6 km/h
Noise level	?80 dBA
Metal work finish	Powder coat paint & zinc plated
IP rating for the machine	IP44
Cylinder stroke	7 mm
Operating temperature range	-10 to 40°C
Operating environment	Inside, Outside
Stainless steel	No

Battery options

Battery pack - sealed - 102Ah 24V - interchangeable
Battery pack - sealed - 119Ah 24V - interchangeable
Battery pack - lithium - 60Ah 24V - fixed
Carrier, connectors and cables - no battery

Charging option

Charger - external - 15A 24V - 85V-265V
Charger - internal - 15A 24V - 110V-240V
Charger - lithium - external - 25A - 24V - 85V-265V

Optional extras

Option - flashing safety light and motion bleeper
Option - two speed selector switch
Option - combi lock
Option - quick release coupling pins
Option - battery protection system
Option - single battery transportation stand
Option - single battery transportation trolley
Option - wireless control handset

Coupling options

MasterTug MT600+

Z63-00600

Coupling - male - height adjustable combi - medium



Z62-00601

Coupling - male - height adjustable box - medium



Z63-00700

Coupling - female - combi - medium



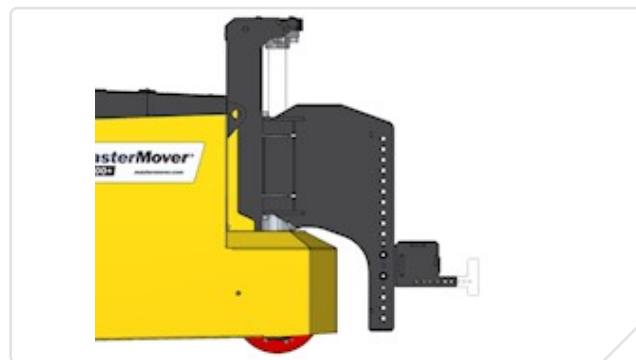
Z63-00701

Coupling - female - box - medium



Z63-00602

Coupling - channel coupling body



Machine options

MasterTug

Z61-00500

Option - flashing safety light and motion bleeper



Z50-00502

Option - two speed selector switch



Z61-00502

Option - combi lock



Z61-00503

Option - quick release coupling pins



Find out **more**

Contact us today to find out which electric tug from MasterMover can help to improve efficiency and safety in your workplace.

For service and support please contact:

MasterMover Inc
8041-J Arrowridge Boulevard
Charlotte, NC, 28273, United States

T 980-263-2210
E sales@mastermover.com
W mastermover.us