

MT300+



Features & Benefits

MasterTug MT300+



MT300+

MasterTug

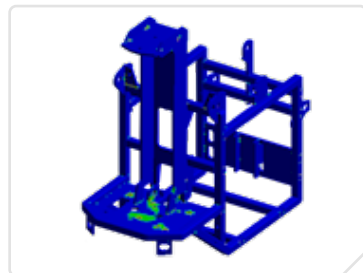
MasterTug MT300+ compact electric tug

Battery



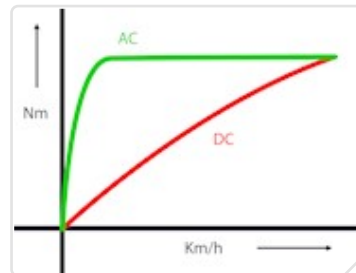
- Sideloading, interchangeable
- Maintenance-free
- Battery monitoring system

Strong



- Dual secured mast
- FEA tested steel chassis
- Zinc coated steel couplings

Powerful



- AC drive motor
- Up to 66,100 lb load capacity

Safety



- Self-adjusting castor guard
- Automatic braking system
- Steers through 180°

Traction



- Hydraulic weight transfer
- Industrial polyurethane drive wheel
- Push, pull and steer

Technical data

MasterTug MT300+

Identification

Recommended load weight- Castors	6600 lb
Recommended load weight- Rails	26000 lb
Machine weight including battery	628 lb
Drive type	Electric AC
Drive motor power	1.2 kW
Drive wheel type	Polyurethane
Parking brake	Eletromagnetic
Operating voltage	24
Braking	Regenerative
Castor wheel type	Polyurethane
Controller type	AC
Variable machine speed	0.1 - 6 km/h
Noise level	?80 dBA
Metal work finish	Powder coat paint & zinc plated
IP rating for the machine	IP44
Cylinder stroke	7 mm
Operating temperature range	-10 to 40°C
Operating environment	Outside, Inside
Stainless steel	No

Battery options

Battery pack - sealed - 73Ah 24V - interchangeable
Battery pack - sealed - 102Ah 24V - interchangeable
Battery pack - lithium - 39Ah 24V - fixed
Carrier, connectors and cables - no battery

Charging option

Charger - external - 15A 24V - 85V-265V
Charger - internal - 15A 24V - 110V-240V
Charger - lithium - external - 25A - 24V - 85V-265V

Optional extras

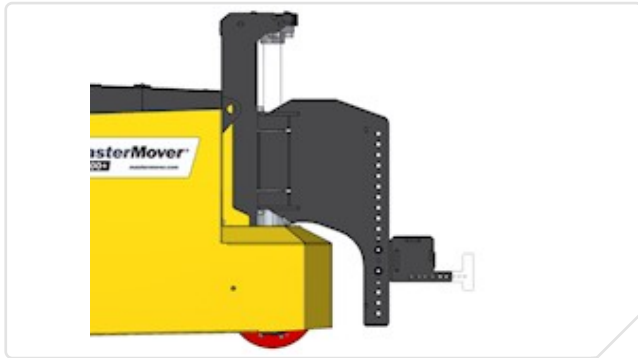
Option - flashing safety light and motion bleeper
Option - two speed selector switch
Option - combi lock
Option - quick release coupling pins
Option - battery protection system
Option - single battery transportation stand
Option - single battery transportation trolley
Option - wireless control handset

Coupling options

MasterTug MT300+

Z61-00602

Coupling - channel coupling body



Z61-00600

Coupling - male - height adjustable combi - medium



Z61-00601

Coupling - male - height adjustable box - medium



Z61-00700

Coupling - female - combi - medium



Z61-00701

Coupling - female - box - medium



Machine options

MasterTug

Z61-00500

Option - flashing safety light and motion bleeper



Z50-00502

Option - two speed selector switch



Z61-00502

Option - combi lock



Z61-00503

Option - quick release coupling pins



Find out **more**

Contact us today to find out which electric tug from MasterMover can help to improve efficiency and safety in your workplace.

For service and support please contact:

MasterMover Inc
8041-J Arrowridge Boulevard
Charlotte, NC, 28273, United States

T 980-263-2210
E sales@mastermover.com
W mastermover.us